



exterior panel systems



EXTERIOR PANEL SYSTEMS

FACE FASTENERS

EPS Face Fastened Cladding comprises a powder coated aluminum frame with Compactwood® or Phenolic panels and color matched face fasteners.

Advantages of using Compact/Phenolic or Compactwood® panels are:

- ◇ Weatherproof, and mechanically sturdy
- ◇ Non Corrosive
- ◇ High Impact Surface
- ◇ Easily machined, will not splinter, easy to clean
- ◇ Environmentally friendly, has excellent fire performance
 - ◇ Anti-static and resistant to termites
- ◇ Available in a wide range of colors and designs

VOLVO



EXTERIOR PANEL SYSTEMS

CONCEALED FASTENERS

EPS Concealed Fastened Cladding comprises a mill finish aluminum frame with Compactwood® or Phenolic panels and proprietary fastening clips attached to the rear of the panels. Advantages of using Compact/Phenolic or Compactwood® panels are:

-
- ◇ Weatherproof, and mechanically sturdy
 - ◇ Non Corrosive
 - ◇ High Impact Surface
 - ◇ Easily machined, will not splinter, easy to clean
 - ◇ Environmentally friendly, has excellent fire performance
 - ◇ Anti-static and resistant to termites
 - ◇ Available in a wide range of colors and designs

COMPACTWOOD® & PHENOLIC

Compactwood® is real, natural wood encapsulated within an exterior grade melamine coated phenolic sheet. The beautiful lustre and texture of natural wood is combined with tough and durable melamine overlayer and phenolic backer to provide the most durable natural wood solution ever created.

It is class 'A' Fire Rated self supporting sheet that is incredibly durable. Resistant to high impact, harsh chemicals, moisture and humidity to a degree never before achieved, Compactwood® can even withstand 48 hours in boiling water without delaminating.

Solid Phenolic panels by American Architectural Millwork are available in hundreds of color and finish options and are perhaps the most robust panel product available. Suitable for use in interior and exterior conditions, phenolic panels provide high impact resistance and are waterproof, weatherproof and chemical resistant.



Anigre QC
CW-QCANI-M-0410-12



Japanese Ash QC Recon
CW-QCJAS-M-0410-12



Cherry, American FC
CW-FCCHE-M-0410-12



Eucalyptus QC



Fir QC Recon
CW-FCCHE-M-0410-12




Maple FC
CW-FCMAP-M-0410-12



White Oak (Rift Cut)
CW-RIWHO-M-0410-12



Paldao QC
CW-QCPAL-M-0410-12



East Indian Rosewood FC
CW-FCEIR-M-0410-12



Walnut FC




Walnut QC
CW-QCWAL-M-0410-12




Wenge QC
CW-QCWEN-M-0410-12



Cherry, American QC
CW-QCCHE-M-0410-12



Ebony QC Recon
CW-QCREB-M-0410-12




Maple QC
CW-QCMAP-M-0410-12



Red Oak (Rift Cut)
CW-RIREO-M-0410-12



Sapele QC
CW-QCSAP-M-0410-12



Teak FC
CW-FCTEA-M-0410-12



A perfect solution to
provide improved and
fully customizable functionality.
Exterior Panel Systems



AMERICAN
ARCHITECTURAL
MILLWORK



exterior panel systems